

# AF4FH / AF8FH MARINE FUSE HOLDER INSTALLATION

**FUSE HOLDER MUST BE PROPERLY INSTALLED WITHIN 18" OF BATTERY DURING STEREO TOP INSTALLATION!** Failure to do is a fire hazard and will void your warranty.


The **AF8FH 8 AWG** Marine Fuse Holder is designed to be used with the two supplied 30 amp ATC style fuses. Do **NOT** use fuses rated for more than a **total of 80 amps** with this fuse holder.

The **AF4FH 4 AWG** Marine Fuse Holder is designed to be used with the supplied 150 amp ANL fuse. Do **NOT** use fuse rated for more than a total of **150 amps** with this fuse holder.

AudioFormz supplies the correct size wiring and amp fuses with each stereo top (If you are missing any fuse holders or fuses, please contact us before installation). See pictures below for proper installation of fuse holder. Contact us at 888-919-1900 with any questions


## Battery Connection

**AUDIOFORMZ**  
Stereo Tops  
Level 1




## Battery Connection

**AUDIOFORMZ**  
Stereo Tops  
Level 2/3



## Battery Connection

**AUDIOFORMZ**  
Stereo Tops  
Level 4



## Battery Connection

**AUDIOFORMZ**  
Stereo Tops  
Level 5+

